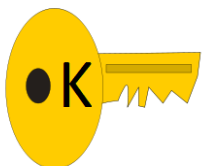
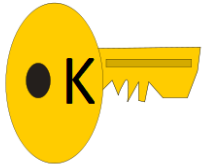
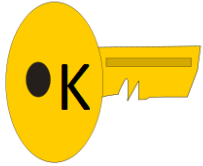
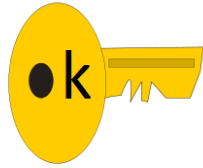


abcdefghijklmnopqrstuvwxyz

## The Lower Case k

Find the key with the lower case 'k'. This is the key that will unlock the lock. Draw a line from the key with the lower case k to the lock.



Write the letter k on the lines below.

Handwriting practice lines consisting of four horizontal lines (top, middle dashed, bottom, and a final bottom line). The first line contains a solid lowercase 'k', followed by two dashed lowercase 'k's for tracing, and then several blank spaces for independent practice.